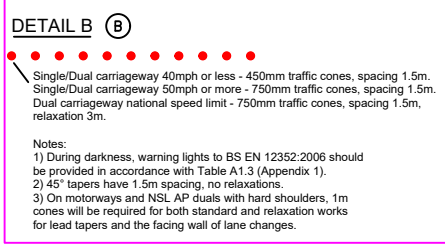
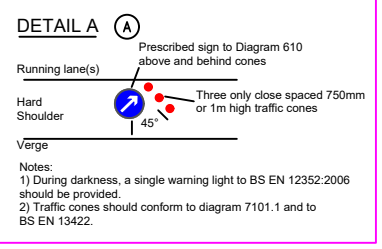


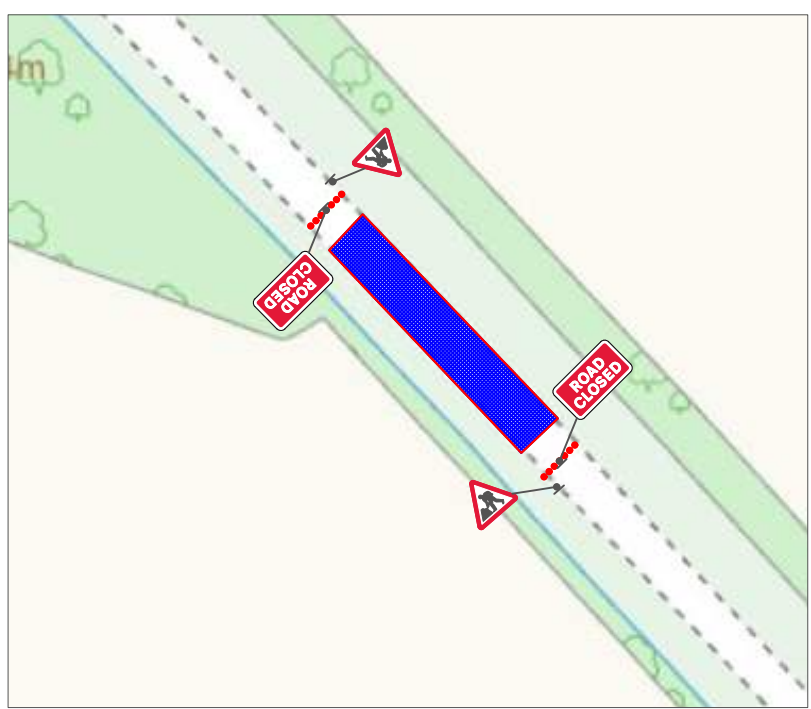
**NOTES:**

- All signs and cones to be in accordance with Chapter 8 new roads and street works a code of practice (Red book)
- Works access and egress are indicative, exact locations to be agreed on site.
- Safety zones are to be installed as required as shown by the SAFETY ZONE DIMENSIONS BELOW
- All signs to be located so as not to obscure signs or objects and should be ballasted near to ground level using sand filled hessian bags or sign straps.
- All sign positions are indicative only and must be accurately positioned on site with good visibility and be clear of and obstructions or vegetation at all times.
- Drawing not to scale



cadrequest@sus.co.uk tmbookings@sus.co.uk

Qty: 2 Ref: 13-9 Schedule 13: Temporary Sign	
Qty: 2 Ref: 2702 End of temporary diversion route	
Qty: 1 Ref: 2702 Start of temporary diversion route	
Qty: 4 Ref: 2702 Start of temporary diversion route	
Qty: 3 Ref: 2703 Direction of temporary diversion route from junction ahead	
Qty: 4 Ref: 2703 Direction of temporary diversion route from junction ahead	
Qty: 4 Ref: 2703 Direction of temporary diversion route from junction ahead	
Qty: 2 Ref: 7001 Road works ahead	
Qty: 5 Ref: 7010.1 Nature of temporary hazard ahead - Road Ahead Closed	
Qty: 2 Ref: 7010.1 Nature of temporary hazard ahead - Road Closed	



**NOTES:**

- Traffic sign
- Cone
- Work Area
- Safety Zone
- Diversion
- Diversion
- WORKS ACCESS
- WORKS EXIT

Works access/works exit to be risk assessed on site for suitability of location

**SPEED OF ROAD:**

LONGWAYS: 0.5m  
SIDEWAYS: 0.5m

**TRAFFIC MANAGEMENT NOTES**

**ROAD CLOSURE:**

**NOTES:**

- All traffic signs shall comply with Chapter 8 of the Traffic Signs Manual
- All traffic management equipment shall be provided by the Contractor, unless otherwise specified.
- All signs shall be positioned so as not to be obscured by any other objects and shall not obstruct any other signs, permanent or temporary as much as is reasonably practicable.
- All traffic signs shall meet the reflectorisation requirements of BS 673: Part 5: 1993, Table 1.
- Works Access/Egress to be positioned to suit ongoing works.

Road Widths

**SITE:**  
Thame OX9 7EN

**TITLE:** ROAD CLOSURE

SCALE AT 13: NTS    DATE: MAY 26    DRAWN: JB    CHECKED: LS

DWG NO: TMSW9445

**CLIENT:**