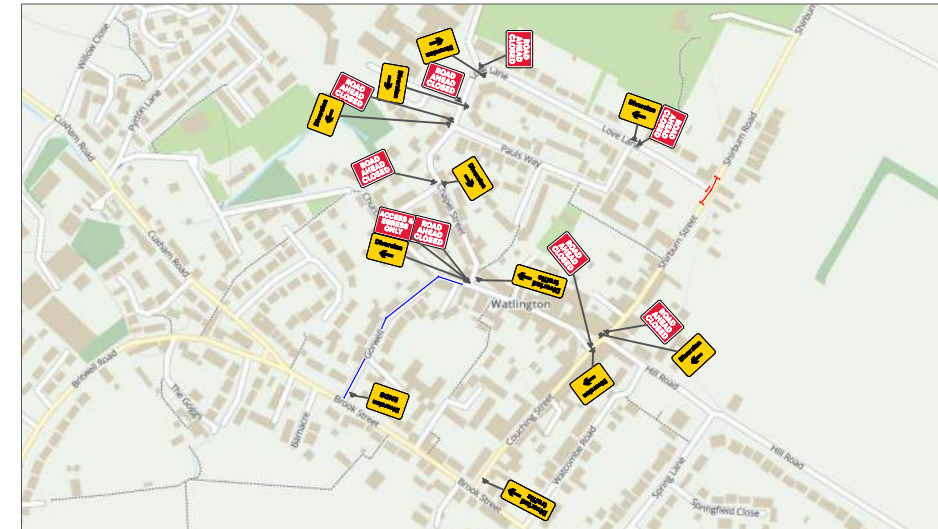
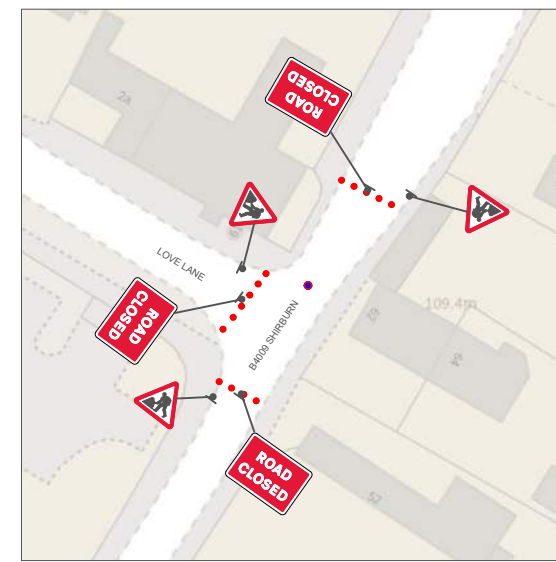



|                                                        |  |
|--------------------------------------------------------|--|
| <b>Safety Zones:</b><br>Longways-0.5m<br>Sideways-60m  |  |
| <b>Safety Zones:</b><br>Longways-0.5m<br>Sideways-15m  |  |
| <b>Safety Zones:</b><br>Longways-0.5m<br>Sideways-0.5m |  |

**TRAFFIC MANAGEMENT NOTES**  
**ROAD CLOSURE :**  
 NOTES  
 1 All traffic signs shall comply with Chapter 8 of the Traffic Signs Manual  
 2 All traffic management equipment shall be provided by the Contractor, unless otherwise specified.  
 3 All signs shall be positioned so as not to be obscured by any other objects and shall not obstruct any other sign, permanent or temporary as much as is reasonably practicable.  
 4 All traffic signs shall meet the reflectorisation requirements of BS 673 - Part 6 : 1983, Table 1.  
 5 Works Access/Egress to be positioned to suit ongoing works.



|              |               |                                                                                  |      |      |
|--------------|---------------|----------------------------------------------------------------------------------|------|------|
| <b>KEY</b>   | <b>Client</b> |                                                                                  |      |      |
| Traffic sign |               |                                                                                  |      |      |
| Cone         |               |                                                                                  |      |      |
| Diversion    |               |                                                                                  |      |      |
| Closure      |               |                                                                                  |      |      |
| Work Area    |               |                                                                                  |      |      |
| Safety Zone  |               |                                                                                  |      |      |
| Rev          | Description   | By                                                                               | Chkd | Date |
|              |               |                                                                                  |      |      |
|              |               | Works access/ works exit to be risk assessed on site for suitability of location |      |      |

- Additional information:**
- Is a Switch off required?:** Yes/No  
Type?:
  - Is a TTRO required?:** Yes/No  
Type?:
  - Any Bus Stops to be suspended?:** Yes/No  
How Many?:
  - Do we need off-peak Working?:** Yes/No  
Reason Why?:
  - Parking bay suspension needed?:** Yes/No  
How many Bays?:

**NOTES**  
 1 All traffic signs shall comply with Chapter 8 of the Traffic Signs Manual  
 2 Maximum distance between any two temporary traffic signals to be 249m. Minimum distance between any two temporary traffic signals to be 30m.  
 3 Temporary traffic signals shall not occur within 150m of an existing level crossing. Pelican crossing or signalised junction without the consent of the Engineer. The Engineer shall consult with the authority responsible for any of these types of facility prior to traffic management being installed in adjacent areas.  
 4 Coning shall be installed at 45° to the edge of carriageway, as generally indicated.

**Address**  
 62 SHIRBURN ROAD,  
 WATLINGTON, OX49 5BZ

**TM Type**  
 ROAD CLOSURE



# Sapphire

## Utility Solutions

|                     |                   |                 |
|---------------------|-------------------|-----------------|
| Design: xxx         | Drawn: E.POTTER   | Chkd: L.SIMPSON |
| Date: xxx           | Date: xxx         | Date: -         |
| Scale: NTS @ A3     | Status: FOR-ISSUE |                 |
| Drawing No TMSW2585 |                   | Rev: 1          |